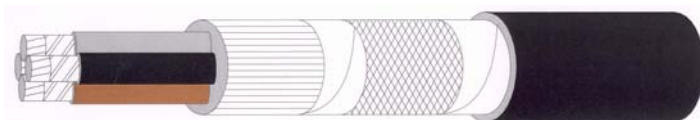


FlexFlame BFOU 0,6/1(1,2)kV P5/P12 Power cable

Fire resistant, flame retardant halogen-free power cable. Mud resistant

BFOU 0,6/1(1,2)kV
MGT/EPR/EPR/TCWB/EVA



NEK TS 606 CodeP5/P12

Operating temperature : 90°C
Operating Voltage : 0,6/1(1,2)kV

Standards applied

Application

Fixed installation for power, control and lighting in both EX- and safe areas, emergency and critical systems where requirement for fire resistance exists. For installation in areas exposed to MUD and drilling/cleaning fluids. Meets the MUD resistance requirement in NEK TS 606:2009.

IEC 60092-353	- Design
IEC 60228 class 2	- Conductor
IEC 60092-351	- Insulation
IEC 60092-359	- Sheath
IEC 60332-1	- Flame Retardant
IEC 60332-3-22	- Flame Retardant
IEC 60331-1, -2, -21	- Fire Resistant
IEC 60754-1,2	- Halogen Free
IEC 61034-1,2	- Low Smoke

Construction

	Code Letter	
Conductor		Tinned annealed stranded circular copper (STCC), IEC 60228 class 2
Insulation	B	Mica-tape + EP-rubber, IEC 60092-351 (EPR)
Lay up / Shielding		Cores laid up in concentric layers
Inner covering	F	Flame retardant and halogen-free thermoplastic compound
Tape over inner covering		PET tape
Armour/screen	O	Tinned annealed copper wire braid
Tape over armour/screen		PET tape
Outer sheath	U	Flame retardant, halogen-free and mud resistant thermoset compound, SHF2 (IEC 60092-359)
Marking text		E.g. "meter" "year" DRAKA 01 BFOU 0,6/1kV P5/P12 3 x 25/16 mm ² FLEX - FLAME IEC 60331-21 IEC 60332-3-22
Manufacturing unit		DRAKA 01 = Draka Norsk Kabel
Outer sheath colour		Black

FlexFlame BFOU 0,6/1(1,2)kV P5/P12 Power cable

Core identification power cables

Single core - Black

Two cores - Blue - Brown

Three cores - Brown - Black - Grey

Four cores - Blue - Brown - Black - Grey

Five cores - Blue - Brown - Black - Grey - Black

Seven cores and above - White with black numbers

Two cores + earth (3G) - Yellow/green - Blue - Brown

Three cores + earth (4G) - Yellow/green - Brown - Black - Grey

Four cores + earth (5G) - Yellow/green - Blue - Brown - Black - Grey

G / X in cable description - G = One of the cores are yellow/green - X = no yellow/green core

Core identification - to HD308S2 - and IEC 60446:2007-05

Range and dimensions

Number of elements	Cross section core, mm ²	Electrical Cross section braid, mm ²	Conductor Diameter, mm	Insulation Thickness, mm	Thickness Inner covering, mm	Diameter inner covering, mm	Diameter Braid Wire, mm	Mechanical cross-section of the braid, mm ²	Thickness Outer Sheath, mm	Diameter outer sheath, mm	Weight of Cable Approx. (Kg/Km)	Copper content Approx. (kg/km)
1	16	4	5.15	1.0	1.1	10 ± 0.8	0.2	5.3	1.2	13 ± 0.8	370	198
1	25	6	6.45	1.2	1.1	11.5 ± 0.8	0.3	8.5	1.3	15.5 ± 0.8	530	314
1	50	10	9.0	1.4	1.1	15 ± 0.8	0.3	12.7	1.4	18.5 ± 0.8	880	559
1	70	10	10.85	1.4	1.1	16.5 ± 0.8	0.3	12.7	1.4	20.5 ± 1	1120	756
1	95	10	12.60	1.6	1.1	18.5 ± 0.8	0.3	15.3	1.5	23 ± 1	1430	996
1	120	10	14.20	1.6	1.2	20.5 ± 1	0.3	15.3	1.6	25 ± 1	1740	1231
1	150	10	15.90	1.8	1.2	23 ± 1	0.3	17.8	1.7	27.5 ± 1	2130	1535
1	185	10	17.70	2.0	1.2	25 ± 1	0.3	17.8	1.7	29.5 ± 1	2510	1838
1	240	16	20.15	2.2	1.2	28 ± 1	0.3	20.4	1.8	33 ± 1.5	3160	2365
1	300	16	22.60	2.4	1.2	30.5 ± 1.5	0.3	22.9	1.9	36 ± 1.5	3890	2984
2	1.5	4	1.6	1.0	1.1	10 ± 0.8	0.2	5.3	1.2	13 ± 0.8	285	80
3G	1.5	-	1.6	1.0	1.1	10.5 ± 0.8	0.3	8.5	1.3	14.5 ± 0.8	360	125
4G	1.5	-	1.6	1.0	1.1	11.5 ± 0.8	0.3	10.2	1.3	15.5 ± 0.8	420	156
3	1.5	6	1.6	1.0	1.1	10.5 ± 0.8	0.3	8.5	1.3	14.5 ± 0.8	360	125
4	1.5	6	1.6	1.0	1.1	11.5 ± 0.8	0.3	10.2	1.3	15.5 ± 0.8	420	156
5	1.5	6	1.6	1.0	1.1	13 ± 0.8	0.3	10.2	1.4	16.5 ± 0.8	480	170
7	1.5	6	1.6	1.0	1.1	13 ± 0.8	0.3	11.9	1.4	17 ± 0.8	540	215
12	1.5	10	1.6	1.0	1.2	17 ± 0.8	0.3	15.3	1.6	21.5 ± 1	810	318
19	1.5	10	1.6	1.0	1.2	20.5 ± 1	0.3	17.8	1.7	25 ± 1	1100	440
27	1.5	16	1.6	1.0	1.2	24 ± 1	0.3	20.4	1.9	29 ± 1	1450	577
37	1.5	16	1.6	1.0	1.4	27.5 ± 1	0.3	22.9	2	32.5 ± 1.5	1880	741
5G	1.5	-	1.6	1.0	1.1	13 ± 0.8	0.3	10.2	1.4	16.5 ± 0.8	480	170
32	1.5	16	1.6	1.0	1.4	26.5 ± 1	0.3	22.9	2	31.5 ± 1.5	1740	671
7G	2.5	-	2.0	1.0	1.1	14 ± 0.8	0.3	11.9	1.4	18 ± 0.8	630	277
2	2.5	6	2.0	1.0	1.1	11 ± 0.8	0.3	8.5	1.3	14.5 ± 0.8	370	129
3G	2.5	-	2.0	1.0	1.1	11.5 ± 0.8	0.3	10.2	1.3	15 ± 0.8	420	169
3	2.5	6	2.0	1.0	1.1	11.5 ± 0.8	0.3	10.2	1.3	15 ± 0.8	420	169
4G	2.5	-	2.0	1.0	1.1	12.5 ± 0.8	0.3	10.2	1.3	16.5 ± 0.8	480	192

www.drakaMOG.com

FlexFlame BFOU 0,6/1(1,2)kV P5/P12 Power cable

Number of elements	Cross section core, mm ²	Electrical Cross section braid, mm ²	Conductor Diameter, mm	Insulation Thickness, mm	Thickness Inner covering, mm	Diameter inner covering, mm	Diameter Braid Wire, mm	Mechanical cross-section of the braid, mm ²	Thickness Outer Sheath, mm	Diameter outer sheath, mm	Weight of Cable Approx. (Kg/Km)	Copper content Approx. (kg/km)
4	2.5	6	2.0	1.0	1.1	12.5 ± 0.8	0.3	10.2	1.3	16.5 ± 0.8	480	192
8G	2.5	-	2.0	1.0	1.1	19.5 ± 0.8	0.3	15.3	1.5	23.5 ± 1	790	333
7	2.5	6	2.0	1.0	1.1	14 ± 0.8	0.3	11.9	1.4	18 ± 0.8	630	277
12	2.5	10	2.0	1.0	1.2	19 ± 0.8	0.3	17.8	1.6	23 ± 1	990	450
19	2.5	16	2.0	1.0	1.2	22.5 ± 1	0.3	20.4	1.8	27 ± 1	1370	636
27	2.5	16	2.0	1.0	1.4	27 ± 1	0.3	22.9	2	32 ± 1.5	1860	844
37	2.5	25	2.0	1.0	1.4	30.5 ± 1.5	0.4	36.2	2.2	36.5 ± 1.5	2510	1204
5G	2.5	-	2.0	1.0	1.1	14 ± 0.8	0.3	11.9	1.4	18 ± 0.8	570	231
4G	4	-	2.55	1.0	1.1	14 ± 0.8	0.3	11.9	1.4	18 ± 0.8	610	263
5G	4	-	2.55	1.0	1.1	15.5 ± 0.8	0.3	11.9	1.4	19.5 ± 0.8	700	300
2	4	6	2.55	1.0	1.1	12 ± 0.8	0.3	10.2	1.3	15.5 ± 0.8	450	173
3	4	6	2.55	1.0	1.1	13 ± 0.8	0.3	10.2	1.3	16.5 ± 0.8	510	210
4	4	6	2.55	1.0	1.1	14 ± 0.8	0.3	11.9	1.4	18 ± 0.8	610	263
3G	4	-	2.55	1.0	1.1	13 ± 0.8	0.3	10.2	1.3	16.5 ± 0.8	510	210
2	6	6	3.15	1.0	1.1	13 ± 0.8	0.3	10.2	1.4	17 ± 0.8	530	209
3	6	6	3.15	1.0	1.1	14 ± 0.8	0.3	11.9	1.4	18 ± 0.8	620	281
4	6	6	3.15	1.0	1.1	15.5 ± 0.8	0.3	11.9	1.4	19.5 ± 0.8	720	335
3G	6	-	3.15	1.0	1.1	14 ± 0.8	0.3	11.9	1.4	18 ± 0.8	620	281
4G	6	-	3.15	1.0	1.1	15.5 ± 0.8	0.3	11.9	1.4	19.5 ± 0.8	720	335
5G	6	-	3.15	1.0	1.1	17 ± 0.8	0.3	13.6	1.5	21.5 ± 1	880	406
2	10	10	4.05	1.0	1.1	15 ± 0.8	0.3	11.9	1.4	19 ± 0.8	680	299
3	10	10	4.05	1.0	1.1	16 ± 0.8	0.3	11.9	1.5	20 ± 1	800	390
4	10	10	4.05	1.0	1.1	18 ± 0.8	0.3	13.6	1.5	22 ± 1	960	496
3G	10	-	4.05	1.0	1.1	16 ± 0.8	0.3	11.9	1.5	20 ± 1	800	388
4G	10	-	4.05	1.0	1.1	18 ± 0.8	0.3	13.6	1.5	22 ± 1	960	496
5G	10	-	4.05	1.0	1.2	20 ± 1	0.3	15.3	1.6	24 ± 1	1170	603
2	16	16	5.15	1.0	1.1	17.5 ± 0.8	0.5	21.2	1.5	22 ± 1	990	501
3	16	16	5.15	1.0	1.1	18.5 ± 0.8	0.4	22.6	1.5	23 ± 1	1170	660
4	16	16	5.15	1.0	1.2	20.5 ± 1	0.4	22.6	1.6	25.5 ± 1	1420	806
3G	16	-	5.15	1.0	1.1	18.5 ± 0.8	0.3	15.3	1.5	22.5 ± 1	1090	588
5G	16	-	5.15	1.0	1.2	23 ± 1	0.3	17.8	1.7	27.5 ± 1	1610	905
4G	16	-	5.15	1.0	1.2	20.5 ± 1	0.3	15.3	1.6	25 ± 1	1330	734
2	25	16	6.45	1.2	1.2	21 ± 1	0.4	22.6	1.6	26 ± 1	1370	685
3	25	16	6.45	1.2	1.2	22.5 ± 1	0.3	20.4	1.7	27 ± 1	1600	894
4	25	16	6.45	1.2	1.2	25 ± 1	0.3	20.4	1.8	29.5 ± 1	1960	1125
4	25	-	6.45	1.2	-	-	-	-	-	-	1960	1125
4G	25	-	6.45	1.2	1.2	25 ± 1	0.3	17.8	1.8	29.5 ± 1	1930	1100
5G	25	-	6.45	1.2	1.2	27.5 ± 1	0.3	20.4	1.8	32 ± 1.5	2290	1356
3G	25	-	6.45	1.2	1.2	22.5 ± 1	0.3	17.8	1.7	27 ± 1	1580	869
2	35	16	7.65	1.2	1.2	23.5 ± 1	0.3	20.4	1.7	28 ± 1	1640	828
3	35	16	7.65	1.2	1.2	25 ± 1	0.3	20.4	1.8	30 ± 1.5	2010	1142
4	35	16	7.65	1.2	1.2	28 ± 1	0.3	20.4	1.9	33 ± 1.5	2470	1456
3G	35	-	7.65	1.2	1.2	25 ± 1	0.3	17.8	1.8	30 ± 1.5	1980	1117
4G	35	-	7.65	1.2	1.2	28 ± 1	0.3	20.4	1.9	33 ± 1.5	2470	1456
5G	35	-	7.65	1.2	1.4	31 ± 1.5	0.3	22.9	2	36.5 ± 1.5	3010	1795
2	50	25	9.0	1.4	1.4	27.5 ± 1	0.4	31.7	1.8	32.5 ± 1.5	2270	1181
3	50	25	9.0	1.4	1.2	29 ± 1	0.4	31.7	1.9	34.5 ± 1.5	2730	1617
4	50	25	9.0	1.4	1.4	32.5 ±	0.4	31.7	2	38 ± 1.5	3380	2052

FlexFlame BFOU 0,6/1(1,2)kV P5/P12 Power cable

Number of elements	Cross section core, mm ²	Electrical Cross section braid, mm ²	Conductor Diameter, mm	Insulation Thickness, mm	Thickness Inner covering, mm	Diameter inner covering, mm	Diameter Braid Wire, mm	Mechanical cross-section of the braid, mm ²	Thickness Outer Sheath, mm	Diameter outer sheath, mm	Weight of Cable Approx. (Kg/Km)	Copper content Approx. (kg/km)
5G	50	-	9.0	1.4	1.4	1.5						
4G	50	-	9.0	1.4	1.4	36 ± 1.5	0.4	36.2	2.2	42 ± 2	4120	2531
						32.5 ± 1.5	0.3	22.9	2	38 ± 1.5	3290	1968
2	70	35	10.85	1.4	1.6	31.5 ± 1.5	0.6	50.9	2	38 ± 1.5	3190	1783
3	70	35	10.85	1.4	1.4	33.5 ± 1.5	0.5	49.5	2	39 ± 1.5	3770	2386
4	70	35	10.85	1.4	1.4	37 ± 1.5	0.4	45.2	2.2	43 ± 2	4610	2977
4G	70	-	10.85	1.4	1.4	37 ± 1.5	0.4	36.2	2.2	43 ± 2	4520	2888
5G	70	-	10.85	1.4	1.4	41 ± 2	0.4	40.7	2.3	47 ± 2	5450	3566
3	95	50	12.60	1.6	1.4	38 ± 1.5	0.6	61.1	2.2	44.5 ± 2	4940	3169
4	95	50	12.60	1.6	1.6	42.5 ± 2	0.5	63.6	2.4	49.5 ± 2	6140	4022
4G	95	-	12.60	1.6	1.6	42.5 ± 2	0.4	40.7	2.4	49 ± 2	5900	3794
5G	95	-	12.60	1.6	1.6	47 ± 2	0.4	45.2	2.6	54 ± 2.5	7140	4688
3	120	60	14.20	1.6	1.4	41.5 ± 2	0.6	71.3	2.4	48.5 ± 2	6030	3976
4	120	60	14.20	1.6	1.6	46.5 ± 2	0.6	71.3	2.5	53.5 ± 2.5	7470	5060
4G	120	-	14.20	1.6	1.6	46.5 ± 2	0.4	45.2	2.5	53 ± 2.5	7180	4781
4G	150	-	15.90	1.8	1.6	52 ± 2.5	0.5	49.5	2.7	59.5 ± 2.5	8910	5943
4G	150	-	-	1.8	-	-	-	-	-	-	8800	5801
4G	185	-	17.70	2.0	1.8	57.5 ± 2.5	0.5	56.5	2.9	65.5 ± 3	10830	7251
4	240	70	-	2.2	-	-	-	-	-	-	15300	9901
3	185	95	16.8	2.0	2.0	50.5 ± 2	0.6	112	3.0	60 ± 3	9200	6610
5	16	16	5.15	1.0	1.2	23 ± 1	0.3	20.4	1.7	27.5 ± 1	1640	930

Ordering information

Part number	Description	Sheath Colour	Stock item	EAN No. DNK	EL No.
800200	BFOU 0.6/1kV 1X 16/4mm ² P5/P12	BLACK	-	7021528002003	1043605
800201	BFOU 0.6/1kV 1X 25/6mm ² P5/P12	BLACK	-	7021528002010	-
800203	BFOU 0.6/1kV 1X 50/10 P5/P12	BLACK	Yes	7021528002034	1043608
800204	BFOU 0.6/1kV 1X 70/10 P5/P12	BLACK	-	7021528002041	1043609
800205	BFOU 0.6/1kV 1X 95/10 P5/P12	BLACK	Yes	7021528002058	1043610
800206	BFOU 0.6/1kV 1X 120/10 P5/P12	BLACK	-	7021528002065	1043611
800207	BFOU 0.6/1kV 1X 150/10 P5/P12	BLACK	Yes	7021528002072	1043612
800208	BFOU 0.6/1kV 1X 185/10 P5/P12	BLACK	-	7021528002089	1043613
800209	BFOU 0.6/1kV 1X 240/16 P5/P12	BLACK	-	7021528002096	-
800210	BFOU 0.6/1kV 1X 300/16 P5/P12	BLACK	Yes	7021528002102	1043615
800215	BFOU 0.6/1kV 2X 1.5/4 P5/P12	BLACK	Yes	7021528002157	1043620
800216	BFOU 0.6/1kV 3G 1.5mm ² P5/P12	BLACK	-	7021528002164	1043619
800217	BFOU 0.6/1kV 4G 1.5mm ² P5/P12	BLACK	-	7021528002171	-
800218	BFOU 0.6/1kV 3X 1.5/6 P5/P12	BLACK	Yes	7021528002188	1043640
800219	BFOU 0.6/1kV 4X 1.5/6 P5/P12	BLACK	Yes	7021528002195	1043660
800220	BFOU 0.6/1kV 5X 1.5/6 P5/P12	BLACK	-	7021528002201	1043705
800221	BFOU 0.6/1kV 7X 1.5/6 P5/P12	BLACK	Yes	7021528002218	1043707
800222	BFOU 0.6/1kV 12X 1.5/10 P5/P12	BLACK	Yes	7021528002225	1043712
800223	BFOU 0.6/1kV 19X 1.5/10 P5/P12	BLACK	Yes	7021528002232	1043719
800224	BFOU 0.6/1kV 27X 1.5/16 P5/P12	BLACK	-	7021528002249	1043727
800225	BFOU 0.6/1kV 37X 1.5/16 P5/P12	BLACK	-	7021528002256	1043737
800226	BFOU 0.6/1kV 5G 1.5mm ² P5/P12	BLACK	-	7021528002263	-
800227	BFOU 0.6/1kV 32X 1.5/16 P5/P12	BLACK	-	7021528002270	-
800228	BFOU 0.6/1kV 7G 2.5mm ² P5/P12	BLACK	-	7021528002287	-
800229	BFOU 0.6/1kV 2X 2.5/6 P5/P12	BLACK	Yes	7021528002294	1043621
800230	BFOU 0.6/1kV 3G 2.5mm ² P5/P12	BLACK	Yes	7021528002300	1043639
800232	BFOU 0.6/1kV 3X 2.5/6 P5/P12	BLACK	Yes	7021528002324	1043641
800233	BFOU 0.6/1kV 4G 2.5mm ² P5/P12	BLACK	-	7021528002331	1043659

www.drakamog.com

FlexFlame BFOU 0,6/1(1,2)kV P5/P12 Power cable

Part number	Description	Sheath Colour	Stock item	EAN No. DNK	EL No.
800235	BFOU 0.6/1kV 4X 2.5/6 P5/P12	BLACK	Yes	7021528002355	1043661
800236	BFOU 0.6/1kV 8G 2.5mm ² P5/P12	BLACK	-	7021528002362	-
800237	BFOU 0.6/1kV 7X 2.5/6 P5/P12	BLACK	Yes	7021528002379	1043757
800238	BFOU 0.6/1kV 12X 2.5/10 P5/P12	BLACK	Yes	7021528002386	1043762
800239	BFOU 0.6/1kV 19X 2.5/16 P5/P12	BLACK	-	7021528002393	1043769
800240	BFOU 0.6/1kV 27X 2.5/16 P5/P12	BLACK	-	7021528002409	1043777
800241	BFOU 0.6/1kV 37X 2.5/25 P5/P12	BLACK	-	7021528002416	1043787
800242	BFOU 0.6/1kV 5G 2.5mm ² P5/P12	BLACK	-	7021528002423	1043755
800243	BFOU 0.6/1kV 4G 4mm ² P5/P12	BLACK	-	7021528002430	-
800244	BFOU 0.6/1kV 5G 4mm ² P5/P12	BLACK	-	7021528002447	-
800245	BFOU 0.6/1kV 2X 4/6mm ² P5/P12	BLACK	Yes	7021528002454	1043622
800246	BFOU 0.6/1kV 3X 4/6mm ² P5/P12	BLACK	Yes	7021528002461	1043642
800247	BFOU 0.6/1kV 4X 4/6mm ² P5/P12	BLACK	-	7021528002478	1043662
800250	BFOU 0.6/1kV 3G 4mm ² P5/P12	BLACK	-	7021528002508	-
800251	BFOU 0.6/1kV 2X 6/6mm ² P5/P12	BLACK	Yes	7021528002515	1043623
800252	BFOU 0.6/1kV 3X 6/6mm ² P5/P12	BLACK	Yes	7021528002522	1043643
800253	BFOU 0.6/1kV 4X 6/6mm ² P5/P12	BLACK	Yes	7021528002539	1043663
800254	BFOU 0.6/1kV 3G 6mm ² P5/P12	BLACK	-	7021528002546	-
800255	BFOU 0.6/1kV 4G 6mm ² P5/P12	BLACK	-	7021528002553	-
800256	BFOU 0.6/1kV 5G 6mm ² P5/P12	BLACK	-	7021528002560	-
800257	BFOU 0.6/1kV 2X 10/10 P5/P12	BLACK	-	7021528002577	1043624
800258	BFOU 0.6/1kV 3X 10/10 P5/P12	BLACK	Yes	7021528002584	1043644
800259	BFOU 0.6/1kV 4X 10/10 P5/P12	BLACK	-	7021528002591	1043664
800260	BFOU 0.6/1kV 3G 10mm ² P5/P12	BLACK	-	7021528002607	-
800261	BFOU 0.6/1kV 4G 10mm ² P5/P12	BLACK	-	7021528002614	-
800262	BFOU 0.6/1kV 5G 10mm ² P5/P12	BLACK	-	7021528002621	-
800263	BFOU 0.6/1kV 2X 16/16 P5/P12	BLACK	-	7021528002638	1043625
800264	BFOU 0.6/1kV 3X 16/16 P5/P12	BLACK	Yes	7021528002645	1043645
800265	BFOU 0.6/1kV 4X 16/16 P5/P12	BLACK	Yes	7021528002652	1043665
800266	BFOU 0.6/1kV 3G 16mm ² P5/P12	BLACK	-	7021528002669	-
800267	BFOU 0.6/1kV 5G 16mm ² P5/P12	BLACK	-	7021528002676	-
800268	BFOU 0.6/1kV 4G 16mm ² P5/P12	BLACK	-	7021528002683	-
800269	BFOU 0.6/1kV 2X 25/16 P5/P12	BLACK	-	7021528002690	1043626
800270	BFOU 0.6/1kV 3X 25/16 P5/P12	BLACK	Yes	7021528002706	1043646
800271	BFOU 0.6/1kV 4X 25/16 P5/P12	BLACK	Yes	7021528002713	1043666
80027183	BFOU 0.6/1kV 4X 25mm ² P5/P12	BLACK	Yes	702152800271833	1043666SDC
800272	BFOU 0.6/1kV 4G 25mm ² P5/P12	BLACK	-	7021528002720	-
800273	BFOU 0.6/1kV 5G 25mm ² P5/P12	BLACK	-	7021528002737	-
800274	BFOU 0.6/1kV 3G 25mm ² P5/P12	BLACK	-	7021528002744	-
800275	BFOU 0.6/1kV 2X 35/16 P5/P12	BLACK	-	7021528002751	1043627
800276	BFOU 0.6/1kV 3X 35/16 P5/P12	BLACK	Yes	7021528002768	1043647
800277	BFOU 0.6/1kV 4X 35/16 P5/P12	BLACK	-	7021528002775	1043667
800278	BFOU 0.6/1kV 3G 35mm ² P5/P12	BLACK	-	7021528002782	-
800279	BFOU 0.6/1kV 4G 35mm ² P5/P12	BLACK	-	7021528002799	-
800280	BFOU 0.6/1kV 5G 35mm ² P5/P12	BLACK	-	7021528002805	-
800281	BFOU 0.6/1kV 2X 50/25 P5/P12	BLACK	-	7021528002812	-
800282	BFOU 0.6/1kV 3X 50/25 P5/P12	BLACK	Yes	7021528002829	1043648
800283	BFOU 0.6/1kV 4X 50/25 P5/P12	BLACK	Yes	7021528002836	1043668
800284	BFOU 0.6/1kV 5G 50mm ² P5/P12	BLACK	-	7021528002843	-
800285	BFOU 0.6/1kV 4G 50mm ² P5/P12	BLACK	-	7021528002850	-
800287	BFOU 0.6/1kV 2X 70/35 P5/P12	BLACK	-	7021528002874	1043629
800288	BFOU 0.6/1kV 3X 70/35 P5/P12	BLACK	Yes	7021528002881	1043649
800289	BFOU 0.6/1kV 4X 70/35 P5/P12	BLACK	-	7021528002898	1043669
800290	BFOU 0.6/1kV 4G 70mm ² P5/P12	BLACK	-	7021528002904	-
800291	BFOU 0.6/1kV 5G 70mm ² P5/P12	BLACK	-	7021528002911	-
800295	BFOU 0.6/1kV 3X 95/50 P5/P12	BLACK	Yes	7021528002959	1043650
800296	BFOU 0.6/1kV 4X 95/50 P5/P12	BLACK	Yes	7021528002966	1043670
800297	BFOU 0.6/1kV 4G 95mm ² P5/P12	BLACK	-	7021528002973	-
800298	BFOU 0.6/1kV 5G 95mm ² P5/P12	BLACK	-	7021528002980	-

FlexFlame BFOU 0,6/1(1,2)kV P5/P12 Power cable

Part number	Description	Sheath Colour	Stock item	EAN No. DNK	EL No.
800301	BFOU 0.6/1kV 3X 120/60 P5/P12	BLACK	Yes	7021528003017	1043651
800304	BFOU 0.6/1kV 4X 120/60 P5/P12	BLACK	-	7021528003048	-
800306	BFOU 0.6/1kV 4G 120mm ² P5/P12	BLACK	-	7021528003062	-
800307	BFOU 0.6/1kV 4G 150mm ² P5/P12	BLACK	-	7021528003079	-
800308	BFOU 0.6/1kV 4G 150mm ² P5/P12	BLACK	-	7021528003086	-
800310	BFOU 0.6/1kV 4G 185mm ² P5/P12	BLACK	-	7021528003109	-
800312	BFOU 0.6/1kV 4X 240/70 P5/P12	BLACK	-	7021528003123	-
800313	BFOU 0.6/1kV 3X 185/95 P5/P12	BLACK	-	7021528003130	-
800316	BFOU 0.6/1kV 5X 16/16 P5/P12	BLACK	-	7021528003161	-

Electrical values power cables

Number of elements	Cross section core, mm ²	Electrical Cross section braid, mm ²	Conductor type 2	Max. conductor resistance at 20°C, Ohm/km	Max. conductor resistance at 90°C, Ohm/km	Reactance at 50Hz, Ohm/km	Reactance at 60Hz, Ohm/km	Current rating IEC 60092-352 Table B.4, Ampere	Short circuit rating 1 second, Ampere
1	16	4	STCC	1.16	1.48	0.118	0.142	96	2240
1	25	6	STCC	0.734	0.936	0.114	0.136	127	3500
1	50	10	STCC	0.391	0.499	0.105	0.126	196	7000
1	70	10	STCC	0.27	0.344	0.1	0.12	242	9800
1	95	10	STCC	0.195	0.249	0.097	0.116	293	13300
1	120	10	STCC	0.154	0.196	0.095	0.114	339	16800
1	150	10	STCC	0.126	0.161	0.094	0.112	389	21000
1	185	10	STCC	0.1	0.128	0.092	0.11	444	25900
1	240	16	STCC	0.0762	0.0972	0.09	0.108	522	33600
1	300	16	STCC	0.0607	0.0774	0.088	0.106	601	42000
2	1.5	4	STCC	12.2	15.6	0.115	0.138	20	210
3G	1.5	-	STCC	12.2	15.6	0.115	0.138	20	210
4G	1.5	-	STCC	12.2	15.6	0.115	0.138	16	210
3	1.5	6	STCC	12.2	15.6	0.115	0.138	16	210
4	1.5	6	STCC	12.2	15.6	0.115	0.138	16	210
5	1.5	6	STCC	12.2	15.6	0.115	0.138	13.5	210
7	1.5	6	STCC	12.2	15.6	0.115	0.138	12	210
12	1.5	10	STCC	12.2	15.6	0.115	0.138	10	210
19	1.5	10	STCC	12.2	15.6	0.115	0.138	8.5	210
27	1.5	16	STCC	12.2	15.6	0.115	0.138	7.5	210
37	1.5	16	STCC	12.2	15.6	0.115	0.138	7	210
5G	1.5	-	STCC	12.2	15.6	0.115	0.138	16	210
32	1.5	16	STCC	12.2	15.6	0.115	0.138	7	210
7G	2.5	-	STCC	7.56	9.64	0.107	0.129	16.5	350
2	2.5	6	STCC	7.56	9.64	0.107	0.129	26	350
3G	2.5	-	STCC	7.56	9.64	0.107	0.129	26	350
3	2.5	6	STCC	7.56	9.64	0.107	0.129	21	350
4G	2.5	-	STCC	7.56	9.64	0.107	0.129	21	350
4	2.5	6	STCC	7.56	9.64	0.107	0.129	21	350
8G	2.5	-	STCC	7.56	9.64	0.107	0.129	15.5	350
7	2.5	6	STCC	7.56	9.64	0.107	0.129	15.5	350
12	2.5	10	STCC	7.56	9.64	0.107	0.129	13	350
19	2.5	16	STCC	7.56	9.64	0.107	0.129	11	350
27	2.5	16	STCC	7.56	9.64	0.107	0.129	10	350
37	2.5	25	STCC	7.56	9.64	0.107	0.129	9	350
5G	2.5	-	STCC	7.56	9.64	0.107	0.129	21	350
4G	4	-	STCC	4.7	5.99	0.1	0.120	28	560
5G	4	-	STCC	4.7	5.99	0.1	0.120	28	560
2	4	6	STCC	4.7	5.99	0.100	0.120	34	560
3	4	6	STCC	4.7	5.99	0.100	0.120	28	560
4	4	6	STCC	4.7	5.99	0.1	0.120	28	560
3G	4	-	STCC	4.7	5.99	0.1	0.120	34	560

FlexFlame BFOU 0,6/1(1,2)kV P5/P12 Power cable

Number of elements	Cross section core, mm ²	Electrical Cross section braid, mm ²	Conductor type 2	Max. conductor resistance at 20°C, Ohm/km	Max. conductor resistance at 90°C, Ohm/km	Reactance at 50Hz, Ohm/km	Reactance at 60Hz, Ohm/km	Current rating IEC 60092-352 Table B.4, Ampere	Short circuit rating 1 second, Ampere
2	6	6	STCC	3.11	3.97	0.094	0.112	44	840
3	6	6	STCC	3.11	3.97	0.094	0.112	36	840
4	6	6	STCC	3.11	3.97	0.094	0.112	36	840
3G	6	-	STCC	3.11	3.97	0.094	0.112	44	840
4G	6	-	STCC	3.11	3.97	0.094	0.112	36	840
5G	6	-	STCC	3.11	3.97	0.094	0.112	36	840
2	10	10	STCC	1.84	2.35	0.088	0.105	61	1400
3	10	10	STCC	1.84	2.35	0.088	0.105	50	1400
4	10	10	STCC	1.84	2.35	0.088	0.105	50	1400
3G	10	-	STCC	1.84	2.35	0.088	0.105	61	1400
4G	10	-	STCC	1.84	2.35	0.088	0.105	50	1400
5G	10	-	STCC	1.84	2.35	0.088	0.105	50	1400
2	16	16	STCC	1.16	1.48	0.082	0.099	80	2240
3	16	16	STCC	1.16	1.48	0.082	0.099	67	2240
4	16	16	STCC	1.16	1.48	0.082	0.099	67	2240
3G	16	-	STCC	1.16	1.48	0.082	0.099	80	2240
5G	16	-	STCC	1.16	1.48	0.082	0.099	67	2240
4G	16	-	STCC	1.16	1.48	0.082	0.099	67	2240
2	25	16	STCC	0.734	0.936	0.081	0.098	108	3500
3	25	16	STCC	0.734	0.936	0.081	0.098	89	3500
4	25	16	STCC	0.734	0.936	0.081	0.098	89	3500
4	25	-	STCC	0.734	0.936	-	-	89	3500
4G	25	-	STCC	0.734	0.936	0.081	0.098	89	3500
5G	25	-	STCC	0.734	0.936	0.081	0.098	89	3500
3G	25	-	STCC	0.734	0.936	0.081	0.098	108	3500
2	35	16	STCC	0.529	0.675	0.078	0.094	133	4900
3	35	16	STCC	0.529	0.675	0.078	0.094	110	4900
4	35	16	STCC	0.529	0.675	0.078	0.094	110	4900
3G	35	-	STCC	0.529	0.675	0.078	0.094	133	4900
4G	35	-	STCC	0.529	0.675	0.078	0.094	110	4900
5G	35	-	STCC	0.529	0.675	0.078	0.094	110	4900
2	50	25	STCC	0.391	0.499	0.078	0.094	167	4900
3	50	25	STCC	0.391	0.499	0.078	0.093	137	7000
4	50	25	STCC	0.391	0.499	0.078	0.093	137	7000
5G	50	-	STCC	0.391	0.499	0.078	0.093	137	7000
4G	50	-	STCC	0.391	0.499	0.078	0.093	137	7000
2	70	35	STCC	0.27	0.344	0.075	0.092	206	9800
3	70	35	STCC	0.27	0.344	0.077	0.092	169	9800
4	70	35	STCC	0.27	0.344	0.077	0.092	169	9800
4G	70	-	STCC	0.27	0.344	0.075	0.092	169	9800
5G	70	-	STCC	0.27	0.344	0.075	0.092	169	9800
3	95	50	STCC	0.195	0.249	0.075	0.090	205	13300
4	95	50	STCC	0.195	0.249	0.075	0.090	205	13300
4G	95	-	STCC	0.195	0.249	0.075	0.090	205	13300
5G	95	-	STCC	0.195	0.249	0.075	0.090	205	13300
3	120	60	STCC	0.154	0.196	0.073	0.088	237	16800
4	120	60	STCC	0.154	0.196	0.073	0.088	237	16800
4G	120	-	STCC	0.154	0.196	0.073	0.088	237	16800
4G	150	-	STCC	0.126	0.161	0.073	0.088	272	21000
4G	150	-	STCC	0.126	0.161	-	-	272	21000
4G	185	-	STCC	0.1	0.128	0.073	0.088	311	25900
4	240	70	STCC	0.0762	0.0972	-	-	365	33600
3	185	95	STCC	0.1	0.128	0.074	0.089	311	25900
5	16	16	STCC	1.16	1.48	0.082	0.099	56	2240

FlexFlame BFOU 0,6/1(1,2)kV P5/P12 Power cable

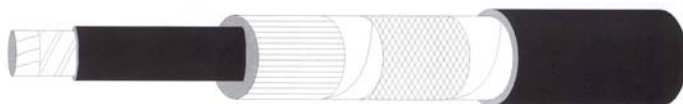
Ambient temperature correction factors

Ambient Temp °C	35	40	45	50	55	60	65	70	75	80
Rating factor	1.10	1.05	1.00	0.94	0.88	0.82	0.74	0.67	0.58	0.47

Installation recommendations

Minimum Bending Radius during Installation	Minimum Bending Radius Fixed Installed	Maximum Tensile Load During Installation	Minimum Installation Temperature
8 x D	6 x D	50 N /mm ²	-20°C

FlexFlame BFOU 0,6/1(1,2)kV P5/P12 Power cable



Fire resistant, flame retardant halogen-free power cable. Mud resistant. Single core cable.

BFOU 0,6/1(1,2)kV
MGT/EPR/EPR/TCWB/EVA

NEK TS 606 CodeP5/P12

Operating temperature : 90°C
Operating Voltage : 0,6/1(1,2)kV

Standards applied

Application

Fixed installation for power, control and lighting in both EX- and safe areas, emergency and critical systems where requirement for fire resistance exists. For installation in areas exposed to MUD and drilling/cleaning fluids. Meets the MUD resistance requirement in NEK TS 606:2009.

IEC 60092-353/60502-1	- Design
IEC 60228 class 2	- Conductor
IEC 60092-351	- Insulation
IEC 60092-359	- Sheath
IEC 60332-1	- Flame Retardant
IEC 60332-3-22	- Flame Retardant
IEC 60331-1, -2, -21	- Fire Resistant
IEC 60754-1,2	- Halogen Free
IEC 61034-1,2	- Low Smoke

Construction

	Code Letter	
Conductor		Tinned annealed stranded circular copper (STCC), IEC 60228 class 2
Insulation	B	Mica-tape + EP-rubber, IEC 60092-351 (EPR)
Lay up / Shielding		Cores laid up in concentric layers
Inner covering	F	Flame retardant and halogen-free thermoplastic compound
Tape over inner covering		PET tape
Armour/screen	O	Tinned annealed copper wire braid
Tape over armour/screen		PET tape
Outer sheath	U	Flame retardant, halogen-free and mud resistant thermoset compound, SHF2 (IEC 60092-359)
Marking text		E.g. "meter" "year" DRAKA 01 BFOU 0,6/1kV P5/P12 3 x 25/16 mm ² FLEX - FLAME IEC 60331-21 IEC 60332-3-22
Manufacturing unit		DRAKA 01 = Draka Norsk Kabel
Outer sheath colour		Black

FlexFlame BFOU 0,6/1(1,2)kV P5/P12 Power cable

Core identification power cables

Single core - Black
 Two cores - Blue - Brown
 Three cores - Brown - Black - Grey
 Four cores - Blue - Brown - Black - Grey
 Five cores - Blue - Brown - Black - Grey - Black
 Seven cores and above - White with black numbers
 Two cores + earth (3G) - Yellow/green - Blue - Brown
 Three cores + earth (4G) - Yellow/green - Brown - Black - Grey
 Four cores + earth (5G) - Yellow/green - Blue - Brown - Black - Grey
 G / X in cable description - G = One of the cores are yellow/green - X = no yellow/green core
 Core identification - to HD308S2 - and IEC 60446:2007-05

Range and dimensions

Number of elements	Cross section core, mm ²	Electrical Cross section braid, mm ²	Conductor Diameter, mm	Insulation Thickness, mm	Thickness Inner covering, mm	Diameter inner covering, mm	Diameter Braid Wire, mm	Mechanical cross-section of the braid, mm ²	Thickness Outer Sheath, mm	Diameter outer sheath, mm	Weight of Cable Approx. (Kg/Km)	Copper content Approx. (kg/km)
1	400	25	26.00	2.4	1.4	35 ± 1.5	0.4	31.7	2.1	41 ± 2	5130	3974
1	630	25	32.80	2.8	1.4	42 ± 2	0.4	40.7	2.3	48.5 ± 2	7700	6205

Ordering information

Part number	Description	Sheath Colour	Stock item	EAN No. DNK	EL No.
800211	BFOU 0.6/1kV 1X 400/25 P5/P12	BLACK	-	7021528002119	-
800213	BFOU 0.6/1kV 1X 630/25 P5/P12	BLACK	-	7021528002133	-

Electrical values power cables

Number of elements	Cross section core, mm ²	Electrical Cross section braid, mm ²	Conductor type 2	Max. conductor resistance at 20°C, Ohm/km	Max. conductor resistance at 90°C, Ohm/km	Reactance at 50Hz, Ohm/km	Reactance at 60Hz, Ohm/km	Current rating IEC 60092-352 Table B.4, Ampere	Short circuit rating 1 second, Ampere
1	400	25	STCC	0.0475	0.0606	0.088	0.105	690 dc / 670 ac	56000
1	630	25	STCC	0.0286	0.0606	0.084	0.101	890 dc / 780 ac	88200

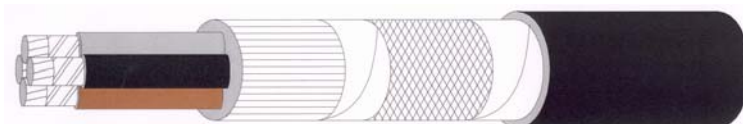
Ambient temperature correction factors

Ambient Temp °C	35	40	45	50	55	60	65	70	75	80
Rating factor	1.10	1.05	1.00	0.94	0.88	0.82	0.74	0.67	0.58	0.47

Installation recommendations

Minimum Bending Radius during Installation	Minimum Bending Radius Fixed Installed	Maximum Tensile Load During Installation	Minimum Installation Temperature
8 x D	6 x D	50 N /mm ²	-20°C

FlexFlame BFOU 0,6/1(1,2)kV P5/P12 Power cable



Fire resistant, flame retardant
halogen-free power cable. Mud
resistant. Double braided.

BFOU 0,6/1(1,2)kV
MGT/EPR/EPR/TCWB/EVA

NEK TS 606 CodeP5/P12

Operating temperature : 90°C
Operating Voltage : 0,6/1(1,2)kV

Standards applied

Application

Fixed installation for power, control and lighting in both EX- and safe areas, emergency and critical systems where requirement for fire resistance exists. For installation in areas exposed to MUD and drilling/cleaning fluids. Meets the MUD resistance requirement in NEK TS 606:2009.

IEC 60092-353	- Design
IEC 60228 class 2	- Conductor
IEC 60092-351	- Insulation
IEC 60092-359	- Sheath
IEC 60332-1	- Flame Retardant
IEC 60332-3-22	- Flame Retardant
IEC 60331-1, -2, -21	- Fire Resistant
IEC 60754-1,2	- Halogen Free
IEC 61034-1,2	- Low Smoke

Construction

	Code Letter	
Conductor		Tinned annealed stranded circular copper (STCC), IEC 60228 class 2
Insulation	B	Mica-tape + EP-rubber, IEC 60092-351 (EPR)
Lay up / Shielding		Cores laid up in concentric layers
Inner covering	F	Flame retardant and halogen-free thermoplastic compound
Tape over inner covering		PET tape + rubberized Polyamide tape
Armour/screen	O	Two layers of tinned copper wire braid (double braid)
Tape over armour/screen		PET tape + rubberized Polyamide tape
Outer sheath	U	Flame retardant, halogen-free and mud resistant thermoset compound, SHF2 (IEC 60092-359)
Marking text		E.g. "meter" "year" DRAKA 01 BFOU 0,6/1kV P5/P12 3 x 25/16 mm ² FLEX - FLAME IEC 60331-21 IEC 60332-3-22
Manufacturing unit		DRAKA 01 = Draka Norsk Kabel
Outer sheath colour		Black

FlexFlame BFOU 0,6/1(1,2)kV P5/P12 Power cable

Core identification power cables

Single core - Black
 Two cores - Blue - Brown
 Three cores - Brown - Black - Grey
 Four cores - Blue - Brown - Black - Grey
 Five cores - Blue - Brown - Black - Grey - Black
 Seven cores and above - White with black numbers
 Two cores + earth (3G) - Yellow/green - Blue - Brown
 Three cores + earth (4G) - Yellow/green - Brown - Black - Grey
 Four cores + earth (5G) - Yellow/green - Blue - Brown - Black - Grey
 G / X in cable description - G = One of the cores are yellow/green - X = no yellow/green core
 Core identification - to HD308S2 - and IEC 60446:2007-05

Range and dimensions

Number of elements	Cross section core, mm ²	Electrical Cross section braid, mm ²	Conductor Diameter, mm	Insulation Thickness, mm	Thickness Inner covering, mm	Diameter inner covering, mm	Diameter Braid Wire, mm	Mechanical cross-section of the braid, mm ²	Thickness Outer Sheath, mm	Diameter outer sheath, mm	Weight of Cable Approx. (Kg/Km)	Copper content Approx. (kg/km)
3	150	70	15.90	1.8	1.4	46.5 ± 2	0.4	81.4	2.6	54.5 ± 2.5	7470	4945
4	150	70	15.90	1.8	1.6	52 ± 2.5	0.5	99	2.8	61 ± 3	9490	6451
3	240	120	19.1	2.2	2.0	56.0 ± 2.0	0.7	138.5	3.0	65.0 ± 3.0	11900	8043
2	150	70	18.1	1.8	1.8	44 ± 2	0.4	86	2.5	52 ± 2.5	5350	3577
4	185	95	17.7	2.0	1.8	57.5 ± 2.5	0.4	54.3	2.9	68 ± 3	11660	7750
3	185	95	17.70	2.0	1.6	51.5 ± 2.5	0.5	127.2	2.8	61 ± 3	9380	6297

Ordering information

Part number	Description	Sheath Colour	Stock item	EAN No. DNK	EL No.
800302	BFOU 0.6/1kV 3X 150/70 P5/P12	BLACK	Yes	7021528003024	1043652
800309	BFOU 0.6/1kV 4X 150/70 P5/P12	BLACK	-	7021528003093	-
800314	BFOU 0.6/1kV 3X 240/120 P5/P12	BLACK	-	7021528003147	-
800317	BFOU 0.6/1kV 2X 150/70mm ²	BLACK	-	7021528003178	-
800391	BFOU 0.6/1kV 4X 185/95 P5/P12	BLACK	-	7021528003918	-
800392	BFOU 0.6/1kV 3X 185/95 P5/P12	BLACK	-	7021528003925	-

Electrical values power cables

Number of elements	Cross section core, mm ²	Electrical Cross section braid, mm ²	Conductor type	Max. conductor resistance at 20°C, Ohm/km	Max. conductor resistance at 90°C, Ohm/km	Reactance at 50Hz, Ohm/km	Reactance at 60Hz, Ohm/km	Current rating IEC 60092-352 Table B.4, Ampere	Short circuit rating 1 second, Ampere
3	150	70	KGTFR	0.126	0.161	0.073	0.088	272	21000
4	150	70	KGTFR	0.126	0.161	0.073	0.088	272	21000
3	240	120	KGTFR	0.0762	0.0972	0.074	0.089	365	33600
2	150	70	KGTFR	0.126	0.161	0.072	0.088	331	21000
4	185	95	KGTFR	0.1	0.128	0.073	0.088	311	25900
3	185	95	KGTFR	0.1	0.128	0.073	0.088	311	25900

FlexFlame BFOU 0,6/1(1,2)kV P5/P12 Power cable

Ambient temperature correction factors

Ambient Temp °C	35	40	45	50	55	60	65	70	75	80
Rating factor	1.10	1.05	1.00	0.94	0.88	0.82	0.74	0.67	0.58	0.47

Installation recommendations

Minimum Bending Radius during Installation	Minimum Bending Radius Fixed Installed	Maximum Tensile Load During Installation	Minimum Installation Temperature
8 x D	6 x D	50 N /mm ²	-20°C